

**MALAYSIA : BILANGAN TERNAKAN, 2018**

*Malaysia : Livestock Population, 2018*

<b>WILAYAH</b> <i>Region</i>	<b>KERBAU</b> <i>Buffalo</i>	<b>LEMBU</b> <i>Cattle</i>	<b>KAMBING</b> <i>Goat</i>	<b>BEBIRI</b> <i>Sheep</i>	<b>BABI</b> <i>Swine</i>
<b>S.Malaysia</b> <i>P. Malaysia</i>	48,195	589,113	289,361	122,205	1,448,122
<b>Sabah</b> <sup>P</sup>	52,480	71,365	52,703	2,430	85,091
<b>Sarawak</b>	6,313	16,208	17,136	3,663	434,325
<b>Jumlah</b> <i>Total</i>	<b>106,988</b>	<b>676,686</b>	<b>359,200</b>	<b>128,298</b>	<b>1,967,538</b>

**MALAYSIA : BILANGAN TERNAKAN, 2019<sup>E</sup>**

*Malaysia : Livestock Population, 2019<sup>E</sup>*

<b>WILAYAH</b> <i>Region</i>	<b>KERBAU</b> <i>Buffalo</i>	<b>LEMBU</b> <i>Cattle</i>	<b>KAMBING</b> <i>Goat</i>	<b>BEBIRI</b> <i>Sheep</i>	<b>BABI</b> <i>Swine</i>
<b>S.Malaysia</b> <i>P. Malaysia</i>	47,853	592,878	299,856	121,884	1,445,186
<b>Sabah</b>	53,289	73,867	54,464	2,460	84,055
<b>Sarawak</b>	6,205	16,756	17,427	3,452	435,047
<b>Jumlah</b> <i>Total</i>	<b>107,347</b>	<b>683,501</b>	<b>371,747</b>	<b>127,796</b>	<b>1,964,288</b>

P : Sementara (*Provisional*)

E : Anggaran (*Estimate*)

**MALAYSIA : BILANGAN TERNAKAN, 2015-2019 <sup>E</sup>**

*Malaysia : Livestock Population, 2015-2019 <sup>E</sup>*

<b>JENIS TERNAKAN</b> <i>Livestock Type</i>	<b>2015</b>	<b>2016</b>	<b>2017</b>	<b>2018</b>	<b>2019 <sup>E</sup></b>
<b>KERBAU</b> ( <i>Buffalo</i> )					
<b>S.Malaysia</b> ( <i>P. M'sia</i> )	60,198	59,740	54,632	48,195	47,853
<b>Sabah</b>	52,975	53,872	53,850	52,480	53,289
<b>Sarawak</b>	5,396	5,521	5,531	6,313	6,205
<b>Jumlah</b> ( <i>Total</i> )	<b>118,569</b>	<b>119,133</b>	<b>114,013</b>	<b>106,988</b>	<b>107,347</b>
<b>LEMBU</b> ( <i>Cattle</i> )					
<b>S.Malaysia</b> ( <i>P. M'sia</i> )	661,005	654,602	620,521	589,113	592,878
<b>Sabah</b>	70,493	73,215	73,200	71,365	73,867
<b>Sarawak</b>	10,840	10,010	10,111	16,208	16,756
<b>Jumlah</b> ( <i>Total</i> )	<b>742,338</b>	<b>737,827</b>	<b>703,832</b>	<b>676,686</b>	<b>683,501</b>
<b>KAMBING</b> ( <i>Goat</i> )					
<b>S.Malaysia</b> ( <i>P. M'sia</i> )	364,946	350,370	318,032	289,361	299,856
<b>Sabah</b>	52,342	54,541	54,525	52,703	54,464
<b>Sarawak</b>	14,363	11,618	12,747	17,136	17,427
<b>Jumlah</b> ( <i>Total</i> )	<b>431,651</b>	<b>416,529</b>	<b>385,304</b>	<b>359,200</b>	<b>371,747</b>
<b>BEBIRI</b> ( <i>Sheep</i> )					
<b>S.Malaysia</b> ( <i>P. M'sia</i> )	142,153	134,057	126,161	122,205	121,884
<b>Sabah</b>	2,069	2,645	2,565	2,430	2,460
<b>Sarawak</b>	2,811	1,777	1,932	3,663	3,452
<b>Jumlah</b> ( <i>Total</i> )	<b>147,033</b>	<b>138,479</b>	<b>130,658</b>	<b>128,298</b>	<b>127,796</b>
<b>BABI</b> ( <i>Swine</i> )					
<b>S.Malaysia</b> ( <i>P. M'sia</i> )	1,413,597	1,370,763	1,412,737	1,448,122	1,445,186
<b>Sabah</b>	77,630	77,986	103,095	85,091	84,055
<b>Sarawak</b>	795,596	205,632	333,519	434,325	435,047
<b>Jumlah</b> ( <i>Total</i> )	<b>2,286,823</b>	<b>1,654,381</b>	<b>1,849,351</b>	<b>1,967,538</b>	<b>1,964,288</b>

P : Sementara (*Provisional*)

E : Anggaran (*Estimate*)

**MALAYSIA : BILANGAN TERNAKAN & PERATUS PERUBAHAN BAGI TAHUN 2018 BERBANDING TAHUN 2017**

*Malaysia : Livestock Population - Percentage Change Between 2018 and 2017*

<b>JENIS TERNAKAN</b> <i>Livestock Type</i>	<b>2017</b>	<b>2018</b>	<b>18-17</b>	<b>%</b>
<b>KERBAU</b> ( <i>Buffalo</i> )				
<b>S.Malaysia</b> ( <i>P. M'sia</i> )	54,632	48,195	-6,437	(11.8)
<b>Sabah</b>	53,850	52,480	-1,370	(2.5)
<b>Sarawak</b>	5,531	6,313	782	14.1
<b>Jumlah</b> ( <i>Total</i> )	<b>114,013</b>	<b>106,988</b>	<b>-7,025</b>	<b>(6.2)</b>
<b>LEMBU</b> ( <i>Cattle</i> )				
<b>S.Malaysia</b> ( <i>P. M'sia</i> )	620,521	589,113	-31,408	(5.1)
<b>Sabah</b>	73,200	71,365	-1,835	(2.5)
<b>Sarawak</b>	10,111	16,208	6,097	60.3
<b>Jumlah</b> ( <i>Total</i> )	<b>703,832</b>	<b>676,686</b>	<b>-27,146</b>	<b>(3.9)</b>
<b>KAMBING</b> ( <i>Goat</i> )				
<b>S.Malaysia</b> ( <i>P. M'sia</i> )	318,032	289,361	-28,671	(9.0)
<b>Sabah</b>	54,525	52,703	-1,822	(3.3)
<b>Sarawak</b>	12,747	17,136	4,389	34.4
<b>Jumlah</b> ( <i>Total</i> )	<b>385,304</b>	<b>359,200</b>	<b>-26,104</b>	<b>(6.8)</b>
<b>BEBIRI</b> ( <i>Sheep</i> )				
<b>S.Malaysia</b> ( <i>P. M'sia</i> )	126,161	122,205	-3,956	(3.1)
<b>Sabah</b>	2,565	2,430	-135	(5.3)
<b>Sarawak</b>	1,932	3,663	1,731	89.6
<b>Jumlah</b> ( <i>Total</i> )	<b>130,658</b>	<b>128,298</b>	<b>-2,360</b>	<b>(1.8)</b>
<b>BABI</b> ( <i>Swine</i> )				
<b>S.Malaysia</b> ( <i>P. M'sia</i> )	1,412,737	1,448,122	35,385	2.5
<b>Sabah</b>	103,095	85,091	-18,004	(17.5)
<b>Sarawak</b>	333,519	434,325	100,806	30.2
<b>Jumlah</b> ( <i>Total</i> )	<b>1,849,351</b>	<b>1,967,538</b>	<b>118,187</b>	<b>6.4</b>

P : Sementara (*Provisional*)

**MALAYSIA : BILANGAN TERNAKAN MENGIKUT NEGERI, 2018**

*Malaysia : Livestock Population By States, 2018*

NEGERI <i>State</i>	Kerbau <i>Buffalo</i>	Lembu <i>Cattle</i>	Kambing <i>Goat</i>	Bebiri <i>Sheep</i>	Babi <i>Swine</i>	Ayam <i>Poultry</i>	Itik <i>Duck</i>	Burung Unta <i>Ostrich</i>	Puyuh <i>Quail</i>	Rusa <i>Deer</i>
Perlis	24	2,058	4,024	2,436	-	613,970	2,750	6	9,550	345
Kedah	3,176	46,759	42,633	7,533	2,112	19,928,000	523,223	26	80,000	1,049
Pulau Pinang	622	11,642	10,215	2,634	317,897	11,665,500	885,337	2	203,000	114
Perak	9,865	43,808	22,618	3,934	540,816	37,107,300	6,837,100	40	35,000	2,954
Selangor	1,892	32,463	20,170	5,277	271,180	20,529,040	2,722	200	60,040	416
N. Sembilan	1,426	27,356	27,502	12,703	910	19,288,822	15,263	139	352,000	1,126
Melaka	2,513	25,750	29,344	8,797	44,356	26,599,583	77,845	16	297,000	368
Johor	3,595	90,667	34,435	20,080	266,480	64,857,130	1,069,175	254	1,434,400	1,627
Pahang	11,356	126,084	30,500	18,831	4,282	11,174,503	18,930	4	74,030	3,017
Terengganu	8,585	87,792	27,165	7,752	-	2,714,987	24,484	-	100,550	679
Kelantan	5,141	94,615	40,661	32,228	89	5,901,431	41,957	15	176,500	1,278
W. Persekutuan	-	119	94	-	-	-	-	1	-	13
<b>Jumlah S. M'sia</b> <i>Total For P. M'sia</i>	<b>48,195</b>	<b>589,113</b>	<b>289,361</b>	<b>122,205</b>	<b>1,448,122</b>	<b>220,380,266</b>	<b>9,498,786</b>	<b>703</b>	<b>2,822,070</b>	<b>12,986</b>
Sabah	52,480	71,365	52,703	2,430	85,091	5,682,200	45,270	55	16,259	-
Sarawak	6,313	16,208	17,136	3,663	434,325	33,260,826	136,517	-	142,835	1,315
<b>JUMLAH BESAR</b> <i>Grand Total</i>	<b>106,988</b>	<b>676,686</b>	<b>359,200</b>	<b>128,298</b>	<b>1,967,538</b>	<b>259,323,292</b>	<b>9,680,573</b>	<b>758</b>	<b>2,981,164</b>	<b>14,301</b>

P : Sementara (Provisional)

n.a : Tiada maklumat (Not available)

**MALAYSIA : BILANGAN TERNAKAN MENGIKUT NEGERI, 2019 <sup>E</sup>**

*Malaysia : Livestock Population By States, 2019 <sup>E</sup>*

NEGERI <i>State</i>	Kerbau <i>Buffalo</i>	Lembu <i>Cattle</i>	Kambing <i>Goat</i>	Bebiri <i>Sheep</i>	Babi <i>Swine</i>	Ayam <i>Poultry</i>	Itik <i>Duck</i>	Burung Unta <i>Ostrich</i>	Puyuh <i>Quail</i>	Rusa <i>Deer</i>
Perlis	26	2,059	4,021	2,423	1,911.00	697,572	2,766	5	8,939	349
Kedah	3,048	45,242	43,973	7,141	320,165	22,214,035	570,605	22	85,668	1,129
Pulau Pinang	659	11,934	11,008	2,685	545,258	12,172,986	907,413	1	196,777	104
Perak	9,839	44,559	22,978	4,014	265,847	39,897,038	7,463,087	36	31,799	3,208
Selangor	1,948	32,871	21,702	5,324	629	21,006,350	2,687	224	71,457	459
N. Sembilan	1,359	27,392	28,770	12,668	41,328	20,391,278	15,152	154	347,571	1,110
Melaka	2,515	26,244	31,243	8,791	262,178	28,861,968	82,985	12	330,110	394
Johor	3,671	93,996	36,138	20,185	3,893	67,739,091	1,096,806	254	1,632,253	1,428
Pahang	11,283	127,343	31,283	19,054	3,893	12,769,836	19,005	2	84,186	3,394
Terengganu	8,549	88,549	28,501	7,788	-	2,791,431	23,832	-	93,797	772
Kelantan	4,956	92,566	40,143	31,811	84	6,014,923	40,650	12	172,906	1,342
W. Persekutuan	-	123	96	-	-	-	-	1	-	12
<b>Jumlah S. M'sia</b> <i>Total For P. M'sia</i>	<b>47,853</b>	<b>592,878</b>	<b>299,856</b>	<b>121,884</b>	<b>1,445,186</b>	<b>234,556,508</b>	<b>10,224,988</b>	<b>723</b>	<b>3,055,463</b>	<b>13,701</b>
Sabah	53,289	73,867	54,464	2,460	84,055	5,806,236	46,227	50	15,771	-
Sarawak	6,205	16,756	17,427	3,452	435,047	33,903,152	142,883	-	168,979	1,389
<b>JUMLAH BESAR</b> <i>Grand Total</i>	<b>107,347</b>	<b>683,501</b>	<b>371,747</b>	<b>127,796</b>	<b>1,964,288</b>	<b>274,265,896</b>	<b>10,414,098</b>	<b>773</b>	<b>3,240,213</b>	<b>15,090</b>

E : Anggaran (Estimate)

n.a : Tiada maklumat (Not available)

**MALAYSIA : SEMBELIHAN TERNAKAN YANG DIREKOD, 2015-2019 <sup>E</sup>**

*Malaysia : Recorded Slaughter of Livestock, 2015-2019 <sup>E</sup>*

<b>JENIS TERNAKAN</b> <i>Livestock Type</i>	<b>2015</b>	<b>2016</b>	<b>2017</b>	<b>2018</b>	<b>2019<sup>E</sup></b>
<b>KERBAU</b> ( <i>Buffalo</i> )					
<b>S.Malaysia</b> ( <i>P. M'sia</i> )	7,678	7,121	9,058	7,804	7,622
<b>Sabah</b>	342	383	357	330	308
<b>Sarawak</b>	634	750	738	521	513
<b>Jumlah (Total)</b>	<b>8,654</b>	<b>8,254</b>	<b>10,153</b>	<b>8,655</b>	<b>8,443</b>
<b>LEMBU</b> ( <i>Cattle</i> )					
<b>S.Malaysia</b> ( <i>P. M'sia</i> )	149,174	129,224	116,036	103,728	104,039
<b>Sabah</b>	957	1,096	1,019	958	891
<b>Sarawak</b>	791	947	922	1,020	993
<b>Jumlah (Total)</b>	<b>150,922</b>	<b>131,267</b>	<b>117,977</b>	<b>105,706</b>	<b>105,923</b>
<b>KAMBING</b> ( <i>Goat</i> )					
<b>S.Malaysia</b> ( <i>P. M'sia</i> )	69,449	64,411	63,875	79,066	80,211
<b>Sabah</b>	n.a	n.a	n.a	n.a	n.a
<b>Sarawak</b>	299	491	539	669	734
<b>Jumlah (Total)</b>	<b>69,748</b>	<b>64,902</b>	<b>64,414</b>	<b>79,735</b>	<b>80,945</b>
<b>BEBIRI</b> ( <i>Sheep</i> )					
<b>S.Malaysia</b> ( <i>P. M'sia</i> )	17,193	20,676	18,386	24,022	23,491
<b>Sabah</b>	n.a	n.a	n.a	n.a	n.a
<b>Sarawak</b>	39	41	36	97	85
<b>Jumlah (Total)</b>	<b>17,232</b>	<b>20,717</b>	<b>18,422</b>	<b>24,119</b>	<b>23,576</b>
<b>BABI</b> ( <i>Swine</i> )					
<b>S.Malaysia</b> ( <i>P. M'sia</i> )	1,259,230	1,147,780	1,304,977	1,325,563	1,278,268
<b>Sabah</b>	115,910	118,797	115,957	112,026	109,348
<b>Sarawak</b>	234,840	239,229	241,286	258,230	260,450
<b>Jumlah (Total)</b>	<b>1,609,980</b>	<b>1,505,806</b>	<b>1,662,220</b>	<b>1,695,819</b>	<b>1,648,066</b>

P : Sementara (*Provisional*)

n.a : Tiada maklumat (*Not available*)

E : Anggaran (*Estimate*)

**MALAYSIA : PENGELUARAN HASILAN TERNAKAN, 2013-2019 <sup>E</sup>**

*Malaysia : Output of Livestock Products, 2013-2019 <sup>E</sup>*

KOMODITI <i>Commodity</i>	WILAYAH <i>Region</i>	2013	2014	2015	2016	2017	2018	2019 <sup>E</sup>
<b>DAGING LEMBU/ KERBAU</b> <i>Beef (M. Tan/ M. Tonne)</i>	S. Malaysia	50,137.0	51,219.0	48,977.0	46,469.0	44,892.2	45,422.0	43,915.0
<b>Jumlah</b>	<b>Malaysia</b>	<b>51,715.0</b>	<b>52,857.0</b>	<b>50,493.1</b>	<b>47,956.0</b>	<b>46,333.1</b>	<b>46,923.6</b>	<b>45,352.7</b>
<b>DAGING KAMBING/ BEBIRI</b> <i>Mutton (M. Tan/ M. Tonne)</i>	S. Malaysia	4,575.1	4,424.7	4,283.3	4,852.9	4,275.1	4,296.7	4,180.4
<b>Jumlah</b>	<b>Malaysia</b>	<b>4,688.8</b>	<b>4,542.9</b>	<b>4,406.7</b>	<b>4,991.6</b>	<b>4,400.1</b>	<b>4,433.7</b>	<b>4,309.7</b>
<b>DAGING BABI</b> <i>Pork (M. Tan/ M. Tonne)</i>	S. Malaysia	168,151.0	168,158.0	166,769.1	161,715.8	166,667.6	170,842.2	170,036.5
<b>Jumlah</b>	<b>Malaysia</b>	<b>217,422.0</b>	<b>217,558.2</b>	<b>222,597.5</b>	<b>195,175.6</b>	<b>218,177.2</b>	<b>223,862.0</b>	<b>225,378.9</b>
<b>DAGING AYAM/ ITIK</b> <i>Poultry Meat ('000 M. Tan/ '000 M.Tonne)</i>	S. Malaysia	1,328.3	1,449.6	1,495.4	1,611.5	1,522.5	1,507.7	1,576.1
<b>Jumlah</b>	<b>Malaysia</b>	<b>1,458.1</b>	<b>1,584.1</b>	<b>1,633.4</b>	<b>1,755.2</b>	<b>1,664.9</b>	<b>1,653.7</b>	<b>1,716.7</b>
<b>TELUR AYAM/ ITIK *</b> <i>Chicken/Duck Eggs</i> <i>(Juta Biji/ Mil. Eggs)</i>	S. Malaysia	9,924.2 ** 595.5	10,571.0 ** 634.3	11,605.6 ** 696.3	12,491.8 ** 749.5	12,848.6 ** 770.9	12,275.4 ** 736.5	12,696.4 ** 761.8
<b>Jumlah</b>	<b>Malaysia</b>	<b>11,399.3</b> <b>** 684.0</b>	<b>12,127.1</b> <b>** 727.6</b>	<b>13,265.3</b> <b>** 795.9</b>	<b>14,040.8</b> <b>** 842.5</b>	<b>14,416.1</b> <b>** 865.0</b>	<b>13,736.2</b> <b>** 824.2</b>	<b>14,207.3</b> <b>** 852.4</b>
<b>SUSU (Segar) *</b> <i>Milk (Juta Liter/ Mil. Litres)</i>	S. Malaysia	20.3	24.8	27.4	27.4	25.9	27.6	29.7
<b>Jumlah</b>	<b>Malaysia</b>	<b>28.8</b>	<b>34.1</b>	<b>36.5</b>	<b>36.7</b>	<b>36.6</b>	<b>38.5</b>	<b>40.6</b>
<b>KULIT &amp; BELULANG</b> <i>Raw Hides &amp; Skins (M.Tan/ M. Tonne)</i>	S. Malaysia	12,476.0	12,722.0	12,196.0	12,043.0	11,535.4	10,361.0	10,020.6
<b>Jumlah</b>	<b>Malaysia</b>	<b>12,994.0</b>	<b>13,274.0</b>	<b>12,693.0</b>	<b>12,531.0</b>	<b>12,008.0</b>	<b>10,715.2</b>	<b>10,359.7</b>

P : Sementara (Provisional)

E : Anggaran (Estimate)

n.a : Tiada maklumat (Not available)

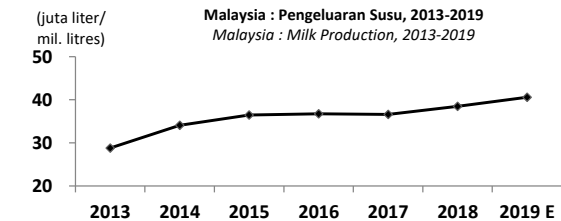
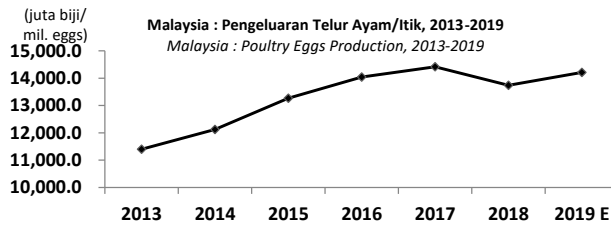
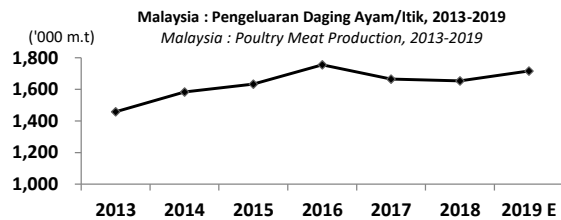
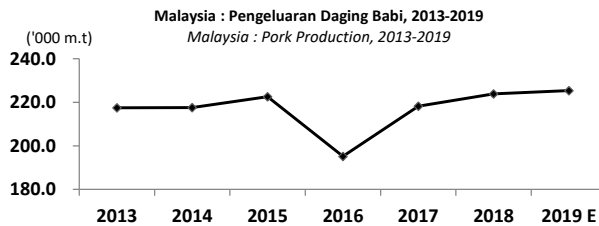
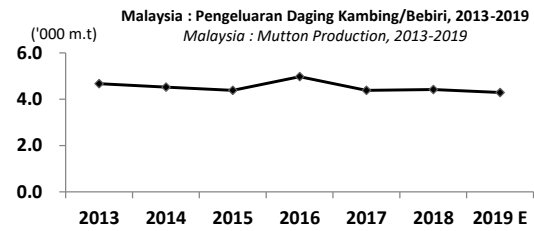
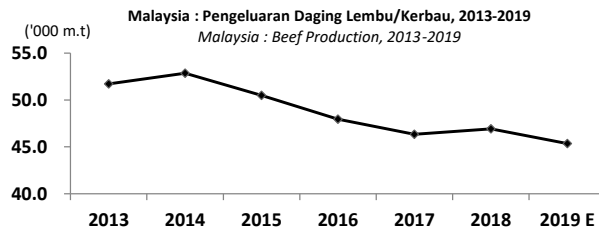
\*\* : ('000) M. Tan/ ('000) M.Tonne

\* Anggaran purata berat telur ayam/itik = 60 gm/biji

\* Estimated average weight of chicken/duck egg = 60 gm/egg

## MALAYSIA : PENGELUARAN HASILAN TERNAKAN, 2013-2019 <sup>E</sup>

Malaysia : Output of Livestock Products, 2013-2019 <sup>E</sup>



**MALAYSIA : PENGGUNAAN HASILAN TERNAKAN, 2013-2019 <sup>E</sup>**

*Malaysia : Consumption of Livestock Products, 2013-2019 <sup>E</sup>*

KOMODITI <i>Commodity</i>	WILAYAH <i>Region</i>	2013	2014	2015	2016	2017	2018	2019 <sup>E</sup>
<b>DAGING LEMBU/ KERBAU</b> <i>Beef (M. Tan/ M. Tonne)</i>	S. Malaysia	184,179.0	192,006.0	202,877.0	194,168.0	193,589.3	188,438.8	195,310.3
<b>Jumlah</b>	<b>Malaysia</b>	<b>201,533.0</b>	<b>209,152.0</b>	<b>218,937.0</b>	<b>208,154.0</b>	<b>208,997.2</b>	<b>205,082.2</b>	<b>210,090.0</b>
<b>DAGING KAMBING/ BEBIRI</b> <i>Mutton (M. Tan/ M. Tonne)</i>	S. Malaysia	27,666.0	32,610.5	35,171.6	35,441.5	39,234.0	37,528.9	39,824.1
<b>Jumlah</b>	<b>Malaysia</b>	<b>30,226.2</b>	<b>35,686.7</b>	<b>38,477.3</b>	<b>38,386.1</b>	<b>43,002.7</b>	<b>40,500.1</b>	<b>43,007.5</b>
<b>DAGING BABI</b> <i>Pork (M. Tan/ M. Tonne)</i>	S. Malaysia	174,716.0	177,519.0	182,508.0	181,112.0	184,129.6	191,053.5	191,959.1
<b>Jumlah</b>	<b>Malaysia</b>	<b>224,290.0</b>	<b>227,421.0</b>	<b>237,888.0</b>	<b>214,569.0</b>	<b>236,833.5</b>	<b>246,129.5</b>	<b>249,463.9</b>
<b>DAGING AYAM/ ITIK</b> <i>Poultry Meat ('000 M. Tan/ '000 M. Tonne)</i>	S. Malaysia	1,254.2	1,379.3	1,427.2	1,553.7	1,460.8	1,444.2	1,515.2
<b>Jumlah</b>	<b>Malaysia</b>	<b>1,390.7</b>	<b>1,519.2</b>	<b>1,568.2</b>	<b>1,700.2</b>	<b>1,605.8</b>	<b>1,589.7</b>	<b>1,651.5</b>
<b>TELUR AYAM/ ITIK *</b> <i>Chicken/ Duck Eggs (Juta Biji/ Mil. Eggs)</i>	S. Malaysia	8,157.0 ** 489.4	9,199.1 ** 552.0	10,086.9 ** 605.2	10,389.1 ** 623.4	11,092.4 ** 665.6	10,343.5 ** 620.6	10,585.4 ** 635.1
<b>Jumlah</b>	<b>Malaysia</b>	<b>9,550.9</b> <b>** 573.1</b>	<b>10,657.1</b> <b>** 639.4</b>	<b>11,642.4</b> <b>** 698.6</b>	<b>11,906.4</b> <b>**714.4</b>	<b>12,572.1</b> <b>** 754.3</b>	<b>11,759.6</b> <b>** 705.6</b>	<b>12,045.7</b> <b>** 722.7</b>
<b>SUSU (Cecair)*</b> <i>Milk (Juta Liter/ Mil. Litres)</i>	S. Malaysia	28.4	37.1	45.8	45.0	49.3	49.7	54.0
<b>Jumlah</b>	<b>Malaysia</b>	<b>37.6</b>	<b>47.4</b>	<b>56.6</b>	<b>56.6</b>	<b>62.8</b>	<b>62.8</b>	<b>68.8</b>

P : Sementara (Provisional)

n.a : Tiada maklumat (Not available)

\* Anggaran purata berat telur ayam/itik = 60 gm/biji

E : Anggaran (Estimate)

\*\* : ('000) M. Tan/ ('000) M. Tonne

\* Estimated average weight of chicken/duck egg = 60 gm/egg

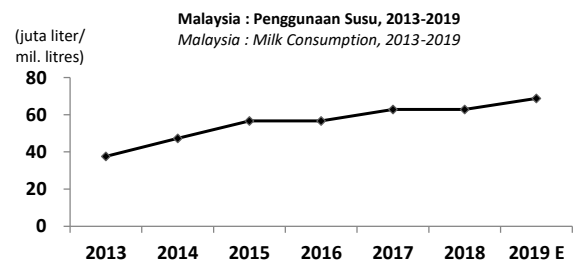
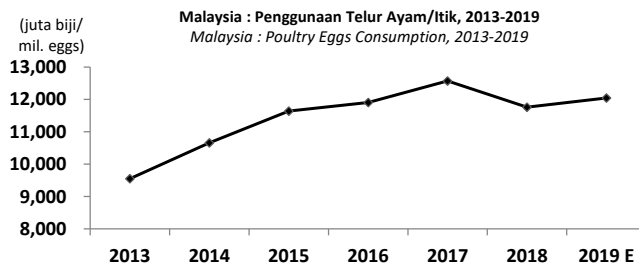
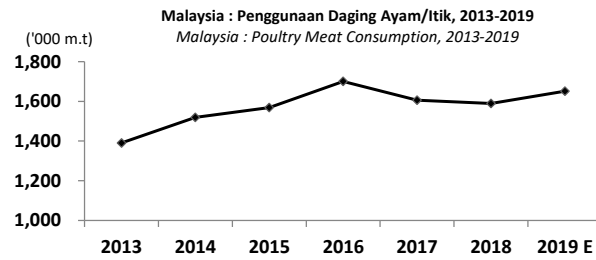
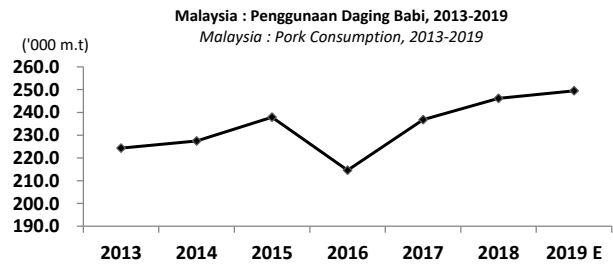
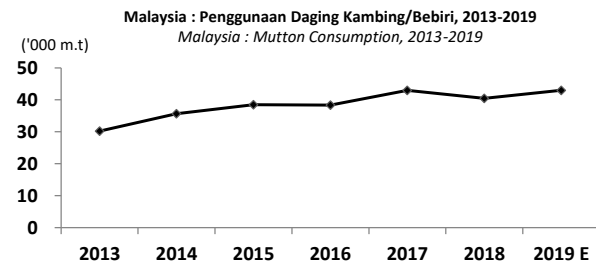
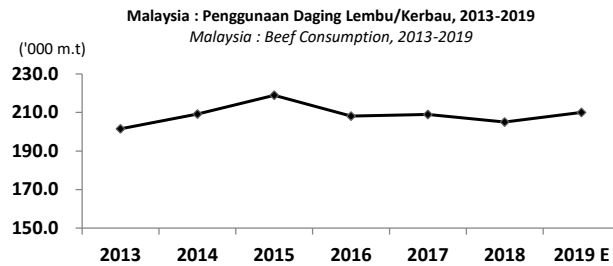
SUSU (Cecair)\* merujuk kepada penggunaan susu segar dan susu cecair yang di import.

MILK (Liquid) \* refer to the consumption of fresh and imported liquid milk



## MALAYSIA : PENGGUNAAN HASILAN TERNAKAN, 2013-2019<sup>E</sup>

Malaysia : Consumption of Livestock Products, 2013-2019<sup>E</sup>



**MALAYSIA : PENGGUNAAN PER KAPITA HASILAN TERNAKAN, 2013-2019 <sup>E</sup>**

*Malaysia : Per Capita Consumption of Livestock Products, 2013-2019 <sup>E</sup>*

KOMODITI <i>Commodity</i>	WILAYAH <i>Region</i>	2013	2014	2015	2016	2017	2018	2019 <sup>E</sup>
DAGING LEMBU/ KERBAU <i>Beef (Kg)</i>	Malaysia	6.6	6.8	7.0	6.5	6.5	6.3	6.5
	S. Malaysia	7.6	7.8	8.1	7.7	7.6	7.3	7.6
DAGING KAMBING/ BEBIRI <i>Mutton (Kg)</i>	Malaysia	1.0	1.2	1.2	1.2	1.3	1.3	1.3
	S. Malaysia	1.1	1.3	1.4	1.4	1.5	1.5	1.5
DAGING BABI <i>Pork (Kg)</i>	Malaysia	7.4	7.4	7.6	6.7	7.4	7.6	7.7
		18.5	18.4	18.9	16.8	18.5	19.0	19.1
	S. Malaysia	7.2	7.2	7.3	7.1	7.3	7.4	7.4
		** 18.1	** 18.0	** 18.3	** 17.8	** 18.1	** 18.6	** 18.6
DAGING AYAM/ ITIK <i>Poultry Meat (Kg)</i>	Malaysia	45.8	49.1	49.9	53.3	50.2	49.1	50.7
	S. Malaysia	51.9	56.1	57.1	61.2	57.5	56.2	58.6
TELUR AYAM/ ITIK * <i>Chicken/ Duck Eggs (Egg)</i>	Malaysia	314.5	344.7	370.4	373.1	392.6	363.2	369.7
		*** 18.9	*** 20.7	*** 22.2	*** 22.4	*** 23.6	*** 21.8	*** 22.2
	S. Malaysia	337.3	373.9	403.4	409.4	436.7	402.6	409.3
		*** 20.2	*** 22.4	*** 24.2	*** 24.6	*** 26.2	*** 24.2	*** 24.6
SUSU (Cecair)* <i>Milk (Liter)</i>	Malaysia	1.2	1.5	1.8	1.8	2.0	1.9	2.1
	S. Malaysia	1.2	1.5	1.8	1.8	1.9	1.9	2.1

P : Sementara (Provisional)

E : Anggaran (Estimate)

n.a : Tiada maklumat (Not available)

\*\*\* Kilogram (Kg)

SUSU (Cecair)\* merujuk kepada penggunaan per kapita susu segar dan susu cecair yang di import.

MILK (Liquid) \* refer to the per capita consumption of fresh and imported liquid milk

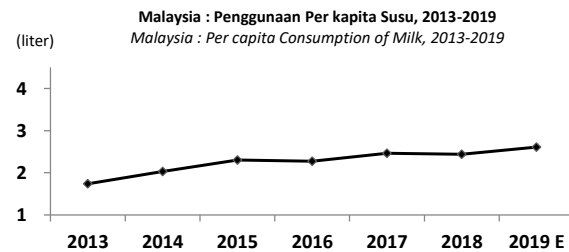
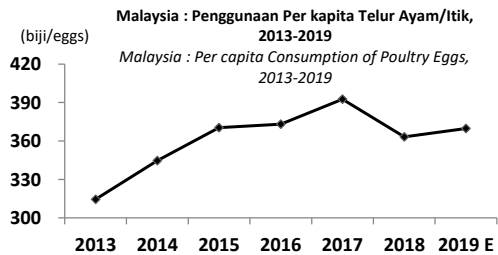
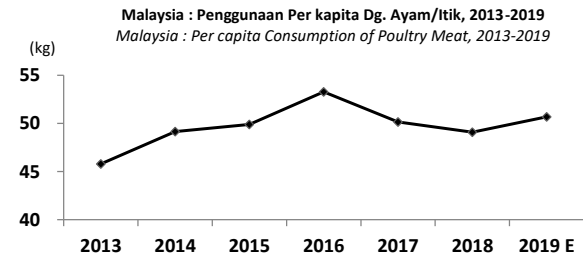
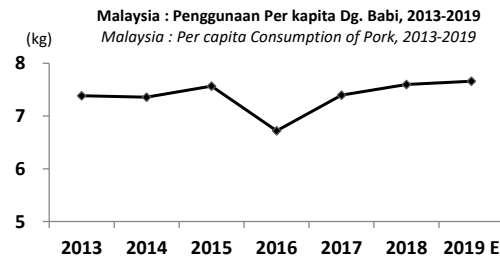
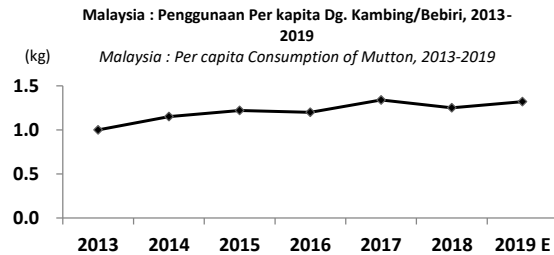
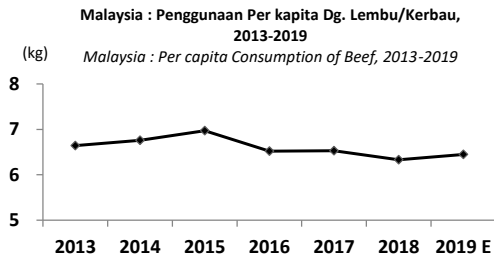
\*\* Berdasarkan kepada 40% bilangan penduduk bukan Islam

( Based on total consuming population of 40% non-Muslim)

\* Anggaran purata berat telur ayam/itik = 60 gm/biji

(Estimated average weight of chicken/duck egg = 60 gm/egg)

**MALAYSIA : PENGGUNAAN PER KAPITA HASILAN TERNAKAN, 2013-2019 <sup>E</sup>**  
*Malaysia : Per Capita Consumption of Livestock Products, 2013-2019 <sup>E</sup>*



**MALAYSIA : KADAR SARADIRI HASILAN TERNAKAN (%), 2013-2019 <sup>E</sup>**

*Malaysia : Self-Sufficiency In Livestock Products (%), 2013-2019 <sup>E</sup>*

<b>KOMODITI</b> <i>Commodity</i>	<b>WILAYAH</b> <i>Region</i>	<b>2013</b>	<b>2014</b>	<b>2015</b>	<b>2016</b>	<b>2017</b>	<b>2018</b>	<b>2019 <sup>E</sup></b>
<b>DAGING LEMBU/ KERBAU</b> <i>Beef</i>	<b>Malaysia</b>	<b>25.66</b>	<b>25.29</b>	<b>23.06</b>	<b>23.04</b>	<b>22.17</b>	<b>22.88</b>	<b>21.59</b>
	S. Malaysia	27.22	26.68	24.14	23.93	23.19	24.10	22.49
<b>DAGING KAMBING/ BEBIRI</b> <i>Mutton</i>	<b>Malaysia</b>	<b>15.51</b>	<b>12.73</b>	<b>11.45</b>	<b>13.00</b>	<b>10.23</b>	<b>10.95</b>	<b>10.02</b>
	S. Malaysia	16.54	13.57	12.18	13.69	10.90	11.45	10.50
<b>DAGING BABI</b> <i>Pork</i>	<b>Malaysia</b>	<b>96.94</b>	<b>95.66</b>	<b>93.57</b>	<b>90.96</b>	<b>92.12</b>	<b>90.95</b>	<b>90.35</b>
	S. Malaysia	96.24	94.73	91.38	89.29	90.52	89.42	88.58
<b>DAGING AYAM/ ITIK</b> <i>Poultry Meat</i>	<b>Malaysia</b>	<b>104.85</b>	<b>104.27</b>	<b>104.16</b>	<b>103.24</b>	<b>103.68</b>	<b>104.02</b>	<b>103.95</b>
	S. Malaysia	105.91	105.09	104.78	103.72	104.22	104.40	104.02
<b>TELUR AYAM/ ITIK</b> <i>Chicken/ Duck Eggs</i>	<b>Malaysia</b>	<b>119.35</b>	<b>113.79</b>	<b>113.99</b>	<b>117.93</b>	<b>114.67</b>	<b>116.81</b>	<b>117.95</b>
	S. Malaysia	121.67	114.91	115.06	120.24	115.83	118.68	119.94
<b>SUSU (Cecair)*</b> <i>Milk</i>	<b>Malaysia</b>	<b>76.60</b>	<b>71.96</b>	<b>64.40</b>	<b>64.86</b>	<b>58.25</b>	<b>61.27</b>	<b>59.02</b>
	S. Malaysia	71.55	66.79	59.87	60.91	52.53	55.60	54.93

*P : Sementara (Provisional)*

*n.a : Tiada maklumat (Not available)*

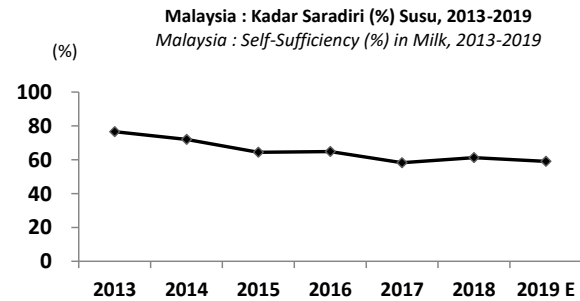
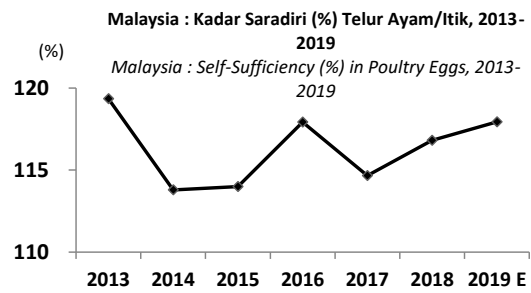
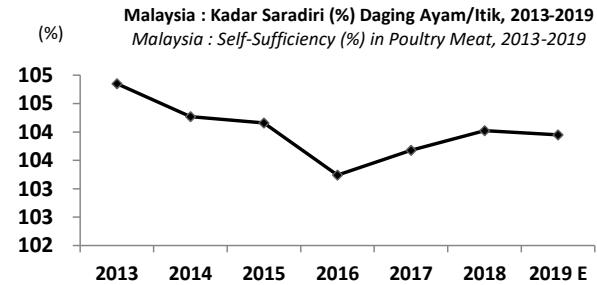
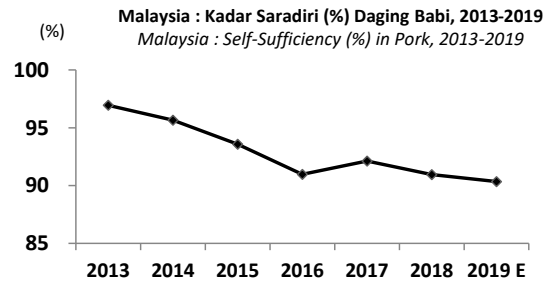
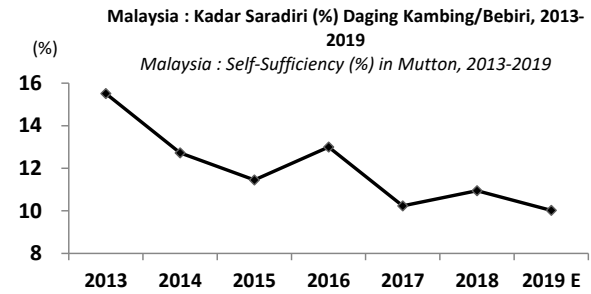
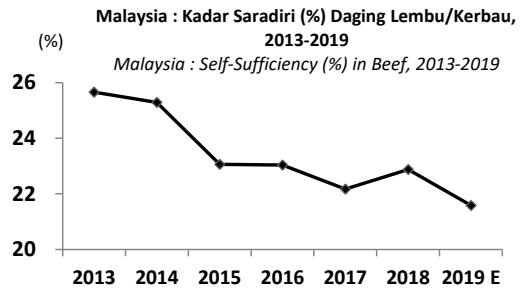
*E : Anggaran (Estimate)*

*SUSU (Cecair)\* merujuk kepada kadar saradiri susu segar dan susu cecair yang di import.*

*MILK (Liquid) \* refer to the self-sufficiency of fresh and imported liquid milk*

**MALAYSIA : KADAR SARADIRI HASILAN TERNAKAN (%), 2013-2019<sup>E</sup>**

*Malaysia : Self-Sufficiency In Livestock Products (%), 2013-2019<sup>E</sup>*



**MALAYSIA : NILAI DI LADANG HASILAN TERNAKAN (RM JUTA), 2013-2019 <sup>E</sup>**

*Malaysia : Ex-Farm Value of Livestock Products (RM Million), 2013-2019 <sup>E</sup>*

KOMODITI <i>Commodity</i>	WILAYAH <i>Region</i>	2013	2014	2015	2016	2017	2018	2019 <sup>E</sup>
<b>DAGING LEMBU/ KERBAU</b> <i>Beef</i>	S. Malaysia	1,082.96	1,202.64	1,356.67	1,440.55	1,481.44	1,544.35	1,493.11
	<b>Malaysia</b>	<b>1,141.57</b>	<b>1,264.13</b>	<b>1,411.72</b>	<b>1,486.65</b>	<b>1,528.66</b>	<b>1,595.87</b>	<b>1,543.10</b>
<b>DAGING KAMBING/ BEBIRI</b> <i>Mutton</i>	S. Malaysia	146.40	143.80	139.21	160.15	162.45	167.57	158.86
	<b>Malaysia</b>	<b>151.39</b>	<b>148.88</b>	<b>144.52</b>	<b>165.70</b>	<b>167.58</b>	<b>173.46</b>	<b>164.42</b>
<b>DAGING BABI</b> <i>Pork</i>	S. Malaysia	1,476.91	1,849.74	1,917.84	1,940.59	2,500.02	3,075.16	3,060.66
	<b>Malaysia</b>	<b>2,048.89</b>	<b>2,401.82</b>	<b>2,526.06</b>	<b>2,370.12</b>	<b>3,243.16</b>	<b>3,887.71</b>	<b>3,950.29</b>
<b>DAGING AYAM/ ITIK</b> <i>Poultry Meat</i>	S. Malaysia	6,605.16	7,682.76	8,673.37	9,830.07	9,896.24	10,575.25	11,348.02
	<b>Malaysia</b>	<b>7,413.53</b>	<b>8,499.07</b>	<b>9,534.28</b>	<b>10,776.05</b>	<b>10,883.96</b>	<b>11,694.32</b>	<b>12,426.18</b>
<b>TELUR AYAM/ ITIK</b> <i>Chicken/Duck Eggs</i>	S. Malaysia	3,374.23	3,805.57	4,178.03	4,621.97	4,882.47	4,787.42	5,205.53
	<b>Malaysia</b>	<b>3,872.77</b>	<b>4,349.46</b>	<b>4,752.04</b>	<b>5,190.09</b>	<b>5,479.54</b>	<b>5,373.21</b>	<b>5,811.40</b>
<b>SUSU (SEGAR)*</b> <i>Fresh milk</i>	S. Malaysia	40.66	49.62	60.31	63.11	64.70	69.04	74.20
	<b>Malaysia</b>	<b>57.62</b>	<b>68.16</b>	<b>80.23</b>	<b>84.50</b>	<b>91.53</b>	<b>96.22</b>	<b>101.47</b>
<b>KULIT &amp; BELULANG</b> <i>Raw Hides &amp; Skins</i>	S. Malaysia	11.87	13.36	16.46	17.33	19.61	19.69	19.04
	<b>Malaysia</b>	<b>12.36</b>	<b>13.94</b>	<b>17.13</b>	<b>18.06</b>	<b>20.41</b>	<b>20.38</b>	<b>19.70</b>
<b>JUMLAH BESAR</b> <i>Grand Total</i>	S. Malaysia	<b>12,738.19</b>	<b>14,747.49</b>	<b>16,341.89</b>	<b>18,073.77</b>	<b>19,006.93</b>	<b>20,238.47</b>	<b>21,359.41</b>
	<b>Malaysia</b>	<b>14,698.13</b>	<b>16,745.46</b>	<b>18,465.98</b>	<b>20,091.17</b>	<b>21,414.84</b>	<b>20,238.47</b>	<b>21,359.41</b>

*P : Sementara (Provisional)*

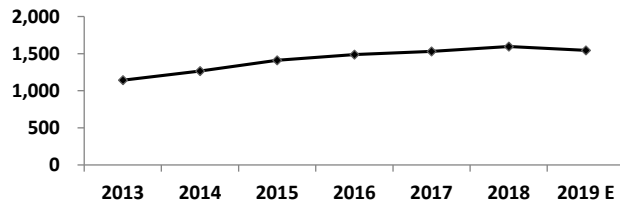
*n.a : Tiada maklumat (Not available)*

*E : Anggaran (Estimate)*

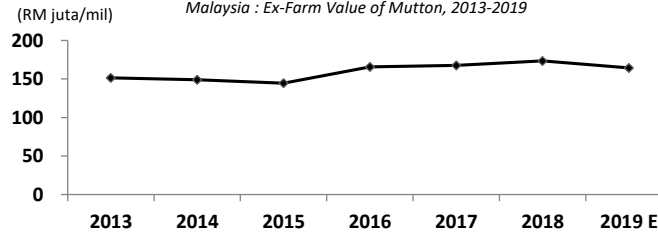
## MALAYSIA : NILAI DI LADANG HASILAN TERNAKAN (RM JUTA), 2013-2019 <sup>E</sup>

Malaysia : Ex-Farm Value of Livestock Products (RM Million), 2013-2019 <sup>E</sup>

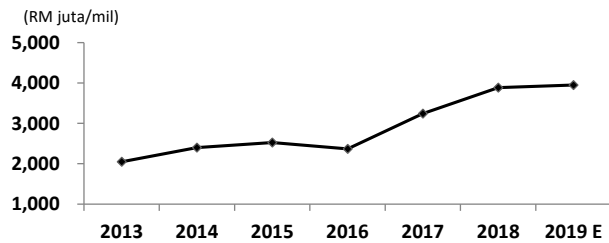
Malaysia : Nilai Di Ladang Daging Lembu/Kerbau, 2013-2019  
Malaysia : Ex-Farm Value of Beef, 2013-2019



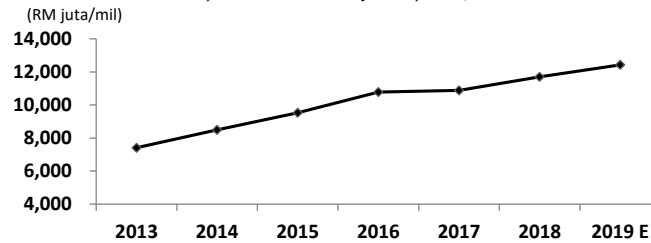
Malaysia : Nilai Di Ladang Daging Kambing/Bebiri, 2013-2019  
Malaysia : Ex-Farm Value of Mutton, 2013-2019



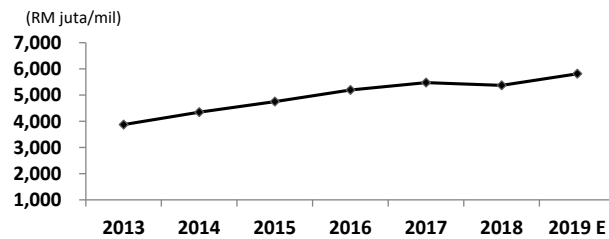
Malaysia : Nilai Di Ladang Daging Babi, 2013-2019  
Malaysia : Ex-Farm Value of Pork, 2013-2019



Malaysia : Nilai Di Ladang Daging Ayam/Itik, 2013-2019  
Malaysia : Ex-Farm Value of Poultry Meat, 2013-2019



Malaysia : Nilai Di Ladang Telur Ayam/Itik, 2013-2019  
Malaysia : Ex-Farm Value of Poultry Eggs, 2013-2019



Malaysia : Nilai Di Ladang Susu, 2013-2019  
Malaysia : Ex-Farm Value of Milk, 2013-2019

